













Harwood Meadows Speaking and Listening Curriculum in partnership with Class Act Drama

	Autumn 1	Autumn 2	Spring 1	Spring 2	Summer 1	Summer 2
Reception	<p><b>We're Going on a Bear Hunt</b></p>  <p><b>The Gruffalo and the Gruffalo's Child</b></p>  <ul style="list-style-type: none"> <li>Follow one and two step instructions</li> <li>Use character names and words from a story</li> <li>Working within a team</li> <li>Use talk to organise themselves in role play</li> <li>Listen to what someone else says in an adult led activity</li> <li>Begin to develop a love of reading</li> </ul>	<p><b>Nativity</b></p>  <ul style="list-style-type: none"> <li>Speak audibly and clearly in a way that is easy to understand</li> <li>Work alongside others as part of a team</li> <li>Learn some songs by heart</li> <li>Prepare a play script to perform to an audience.</li> </ul>	<p><b>Traditional Tales</b></p>  <p><b>Goldilocks and the Three Bears</b></p> <p><b>Little Red Riding Hood</b></p> <p><b>The Gingerbread Man</b></p> <ul style="list-style-type: none"> <li>Retell a story, following deep familiarity, including repeating phrases</li> <li>Use character names and recall words from the stories</li> </ul>	<p><b>Traditional Tales</b></p>  <p><b>Three Billy Goats Gruff</b></p> <p><b>Performance Poetry</b></p> <p>The Grand old Duke of York</p> <ul style="list-style-type: none"> <li>Learn simple traditional rhymes and poems as a class / group</li> <li>Begin to use new words heard in stories</li> </ul>	<p><b>The Enormous Turnip</b></p>  <p><b>Nursery Rhymes</b></p> <p>There was an old lady who swallowed a fly</p> <p>Incy Wincy Spider</p> <ul style="list-style-type: none"> <li>Learn simple traditional rhymes and poems as a class / group</li> <li>Speak audibly and clearly in well-formed sentences</li> </ul>	<p><b>The Tiger who Came to Tea</b></p>  <p><b>The Selfish Crocodile</b></p>  <ul style="list-style-type: none"> <li>Learn the skills of building a character</li> <li>Use character voices in context</li> <li>Further develop a love of reading</li> </ul>









Harwood Meadows Speaking and Listening Curriculum in partnership with Class Act Drama

	Autumn 1	Autumn 2	Spring 1	Spring 2	Summer 1	Summer 2
Year 2	<p><b>Great Fire of London</b></p>  <p>A play script based on the events of the Great Fire of London</p> <ul style="list-style-type: none"> <li>Use character voices in context</li> <li>Work in role and take on some of the characteristics and / or the voice of the character being played</li> <li>Learn to change the volume when reading, if a character is feeling a strong emotion</li> </ul>		<p><b>Women Who Changed the World</b></p>  <p>Scenes from the lives of significant women in history</p> <p>Florence Nightingale Assembly</p> <ul style="list-style-type: none"> <li>Use speech that is consistently easy to understand and clear</li> <li>Begin to use appropriate tone and pace when reading aloud.</li> <li>Take turns to talk, listening carefully to the contributions of others.</li> <li>Know to pause at the end of sentences</li> </ul>		<p><b>Quentin Blake</b></p>  <ul style="list-style-type: none"> <li>Follow more complex instructions</li> <li>Use speech which is consistently clear and easy to understand</li> <li>Extend simple roles by expressing emotions</li> </ul>	<p><b>The Victorian Seaside – Performing Arts and the Theatre</b></p>  <ul style="list-style-type: none"> <li>Understand the history and conventions of the theatre and how it has changed since Victorian times.</li> </ul>
Year 3	<p><b>Roald Dahl</b></p>  <ul style="list-style-type: none"> <li>Speaking and Listening games</li> <li>Learn how to project my voice so that an audience can hear me</li> <li>Understanding character</li> <li>Develop a greater understanding of story structure</li> <li>Further develop a love of reading</li> </ul>	<p><b>Stone / Iron Age</b></p>  <ul style="list-style-type: none"> <li>Develop a greater range of vocabulary appropriate to the topic</li> <li>Devise and script drama for myself and others to perform</li> <li>Respond appropriately to others in role</li> <li>Perform to an audience of peers and parents</li> <li>Bring stories to life through expression and intonation</li> <li>Know to pause and take a breath between sentences and a longer pause between paragraphs.</li> </ul>	<p><b>Climate Change</b></p> <p>Greta and The Giants</p>  <ul style="list-style-type: none"> <li>Articulate and justify own opinions</li> <li>Present information and feelings in a structured way</li> <li>Stress words appropriately to convey emphasis</li> <li>Understand the conventions for debate</li> </ul>	<p><b>Ancient Egyptians</b></p>  <p>A play script – Scenes from Egyptian Life</p> <ul style="list-style-type: none"> <li>Gain a greater understanding of the structure of Egyptian Society</li> <li>Use intonation to emphasise grammar and punctuation when reading aloud.</li> <li>Create and sustain a role for longer periods of time and add greater detail to the portrayal of a character.</li> </ul>		



Harwood Meadows Speaking and Listening Curriculum in partnership with Class Act Drama

<p>Year 5</p>	<p style="text-align: center;"><b>Anglo Saxons</b></p>  <ul style="list-style-type: none"> <li>• Dramatic portrayal of scenes from Anglo Saxon Life:             <ul style="list-style-type: none"> <li>- Roles in society</li> <li>- Village scenes</li> <li>- Daily life – hunting, gathering and farming</li> </ul> </li> <li>• Narrate detailed and exciting stories</li> <li>• Use vocabulary appropriate to the topic and audience</li> <li>• Sustain a role and show an understanding of character through speech, gesture and movement.</li> </ul>	<p style="text-align: center;"><b>Vikings</b></p>  <p>Scenes from Viking Life:</p> <ul style="list-style-type: none"> <li>- Viking Voyage</li> <li>- Viking Raid</li> <li>- Family Life</li> <li>- Women in Viking Life</li> </ul> <ul style="list-style-type: none"> <li>• Narrate detailed and exciting stories</li> <li>• Fluctuate volume when reading, use stress and intonation</li> <li>• Pause for punctuation and sometimes for emphasis.</li> <li>• Devise and script drama working with others in small groups</li> </ul>	<p style="text-align: center;"><b>Victorians</b></p>  <p>Victorian Language – origins of words</p> <ul style="list-style-type: none"> <li>• Understand the meaning of words and use vocabulary appropriate to the historical context.</li> <li>• Develop a role and understand that the same character may respond differently depending on the situation.</li> <li>• Devise and script drama working with others in small groups</li> </ul>
<p>Year 6</p>	<p style="text-align: center;"><b>The Maya</b></p>  <ul style="list-style-type: none"> <li>• Learn to read and perform from a play script</li> <li>• Alter the volume at which text is read to convey meaning</li> <li>• Learn about the social structure of the Maya through the portrayal of scenes from daily life</li> <li>• Gain a greater understand of the religion of the Maya including sacrifices</li> <li>• Consolidate knowledge of the reasons for the fall of the Mayan civilisation</li> <li>• Understand the significance of masks within Mayan society</li> </ul>	<p style="text-align: center;"><b>WW2 - Evacuation</b> <b>The Storm Clouds Gather – A Play Script</b></p>  <ul style="list-style-type: none"> <li>• Adapt language style to suit purpose</li> <li>• Effectively convey emotions as a character in role</li> <li>• Understand and empathise with children from history</li> <li>• Use historical documents and photographs to deepen understanding of historical time.</li> <li>• Write short sketches which interweave action, character description, setting and dialogue</li> <li>• Know that italics can be used to show internal thoughts – this should be read in a different tone and at a quieter volume than the main text.</li> </ul>	<p style="text-align: center;"><b>Production – Grossbusters</b></p>  <ul style="list-style-type: none"> <li>• Prepare songs and a play to read aloud and perform showing understanding through intonation, tone and volume.</li> <li>• Learn lines to perform with appropriate intonation and expression</li> <li>• Understand humour, irony and sarcasm and how best to deliver this to an audience</li> <li>• Read the audience to know when to pause and when to continue speaking</li> <li>• Demonstrate the ability to adapt a character to different scenarios and sustain a role effectively.</li> </ul>