






English Curriculum – Year 6



Reading - Core texts



- Kensuke's Kingdom – Michael Morpurgo
- The Nowhere Emporium – Ross MacKenzie
- Cogheart – Peter Bunzl
- The London Eye Mystery – Siobhan Dowd
- Holes - Louis Sachar
- Can You See Me – Libby Scott and Rebecca Westcott

Additional Texts



Films (used to inspire writing)

Alma

Road's End

Pandora

The Letter (Coca Cola Advert)

The Galapagos – David Attenborough

Poems to Learn and Perform

Talking Turkeys – by Benjamin Zephaniah

In Flanders' Fields – by John McCrea

Witches' Spell – by William Shakespeare

Reading is taught using the core texts alongside resources from Comprehension Ninja and Literacy Activities include: Labelling, Fill in the Gap, True or False, Sequencing, Matching, Multiple Choice, F and Copy, Underline or Highlight.

Approximate Length of texts 700 – 800 words.

Additional cross curricular texts are taken from Oddizzi (Geography).

Cross Curricular Writing Opportunities


History – Letter writing (WW2)

Science – Explanation Text

RE – Explanation Text

Geography – Non-Chronological Report

Science - Biography



Reading Comprehension – Content Domain Coverage – Year 6

Vocabulary	Retrieval	Sequencing and Summarising	Inference	Prediction	Explain how information is related / Make comparisons	Authorial Intent
To confidently use and apply morphology and etymology to discuss words and their meanings.	To distinguish independently between statements of fact and opinion providing reasoned justification for ideas.	To draw out key information and to summarise the main ideas in an entire text.	To discuss how characters change and develop through texts by drawing inferences.	To confirm and modify predictions in light of new information	To recognise more complex themes in what they read.	To analyse and evaluate the use of language, including figurative language and how it is used for effect, using technical terminology such as metaphor, simile, analogy, imagery, style and effect.
To explore the meaning of words in context by 'reading around a word' and independently exploring its meaning in the broader context of a section of the paragraph.	To retrieve, record and present information from non-fiction texts. To ask questions and follow a line of enquiry		To infer characters' feelings, thoughts and motives, using a number of supporting pieces of evidence from different places across a text to support each point made.		To compare characters, settings and themes across more than one text.	

<p>To offer antonyms and synonyms for words used.</p>	<p>To use non-fiction materials for purposeful information retrieval (for example cross curricular learning or prior to or after a visit)</p>				<p>To consider different accounts of the same event and to discuss viewpoints</p>	
---	---	--	--	--	---	--

Year 6 - Writing

Term				Grammar and Punctuation
Autumn 1	Should an eleven-year-old boy sail around the world with his parents? Discussion text	Write a diary about a visit to Rio from the viewpoint of Michael. Diary Entry	Write a description of the forest on Kensuke's Island. Setting Description.	Modal Verbs Parenthesis Expanded Noun Phrases Subject, Verb and Object
Autumn 2	Write an alternative opening to the Nowhere Emporium. Narrative opening	Write and record a nature documentary about an animal. Information text	Retell the journey of the letter to Santa. Recount	Synonyms and Antonyms Word Class Tenses (past, present and future, progressive and perfect) Subjunctive mood Prefixes and Suffixes Clauses / Phrases
Spring 1	Write a fantasy narrative based on the film The Eye of the Storm. Fantasy Narrative	Formal letter from the Kalahari. Formal Letter		Commas Colons and Semi-colons Bullet Points Active and Passive voice

Spring 2	Write a ghost narrative based on the film Alma. Ghost Narrative	Write a set of instructions about how to survive the Blitz. Instructions		Formal and Informal writing Dashes Hyphens
Summer 1	Write a non-chronological report about a fictional Creature. Non-chronological report	Write a letter from Stanley to his Mom explaining all the benefits of life at Camp Green Lake. Informal Letter	Write a narrative based on the short film 'Road's End'. Narrative with dialogue	Consolidation
Summer 2	Write a newspaper report about the death of King Duncan. Newspaper Report	Write a letter in role as Macbeth to his wife. Letter	Poetry	Consolidation

Spelling – Spelling Shed - Stage 6



Children in Year 6 follow the Spelling Shed scheme of work for their weekly spellings. They are taught a rule, exposed to the definitions of the words and the etymology, practise at both home and school and are then tested the following week.

Children in Year 6 will sit the spelling SATs paper in May where they will be tested on 20 spellings which will include the words from Years 3-6.

Some children may have a smaller set of spellings or separate spellings to learn each week depending upon their learning needs.